

CANVAS PLATFORM STUDENTS' GUIDE

IMPORTANT POINTS

HOW DO I GET IN?

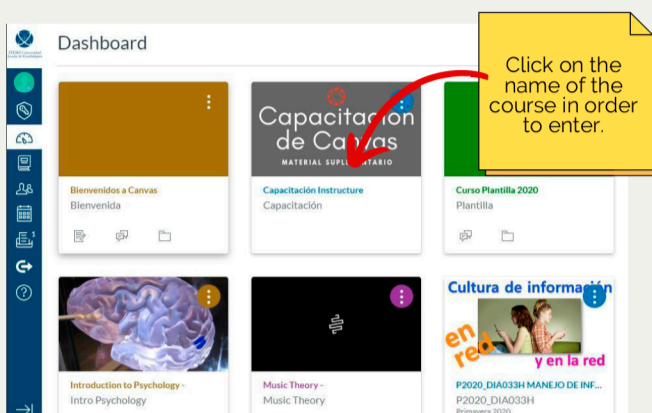
canvas.iteso.mx

To get in, you just need your student number or student account and your password.

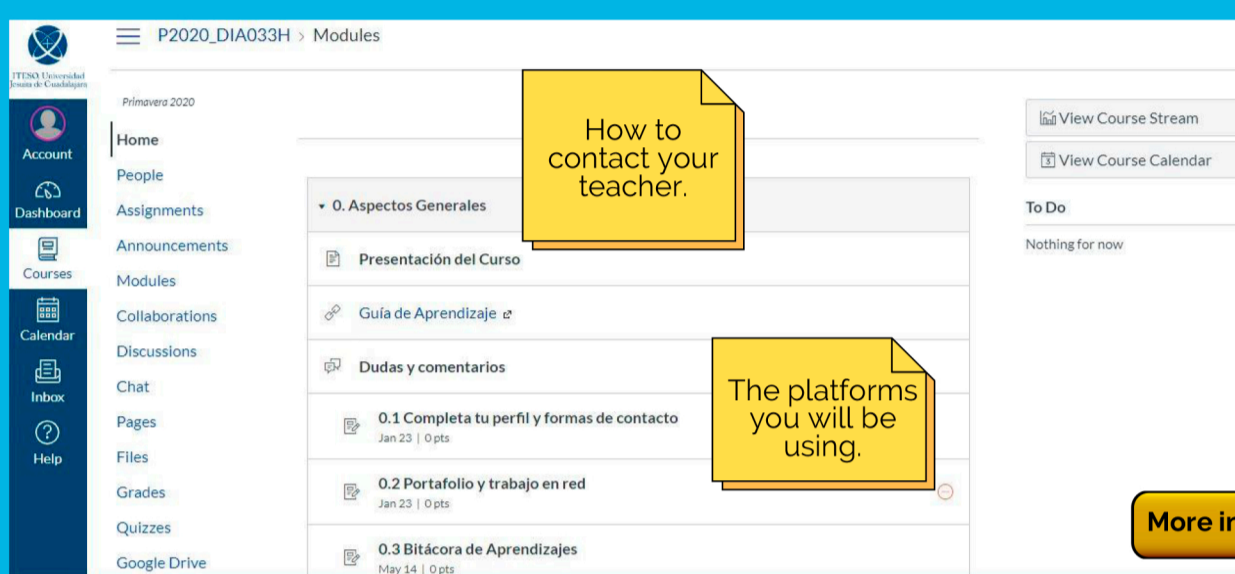


UPON ENTERING, YOU WILL FIND

In the center of the page, there is a table showing all the courses that you are signed up for this semester.



Once you are in the course, read your teacher's instructions.



IF YOUR TEACHER TELLS YOU YOU'LL BE USING CANVAS

THERE IS A USEFUL APP YOU CAN DOWNLOAD (CANVAS STUDENT)



How do I download it?

WHAT WILL I FIND ON THE MAIN MENU?



- In your **account**, you can edit your profile, notifications and configurations.
- On the **dashboard**, you will find which courses are currently open
- List of current and previous **courses**.
- Support 24/7: chat, phone, guides, etc.

More information

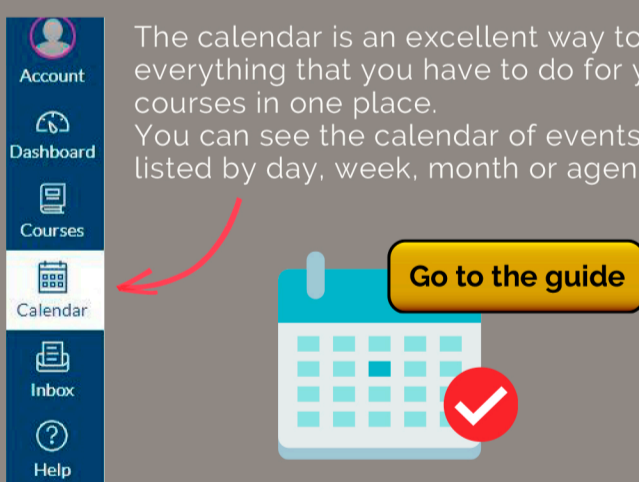
HOW DO I USE THE INBOX TRAY?

With the inbox tray, you can keep in contact with your teacher and classmates.



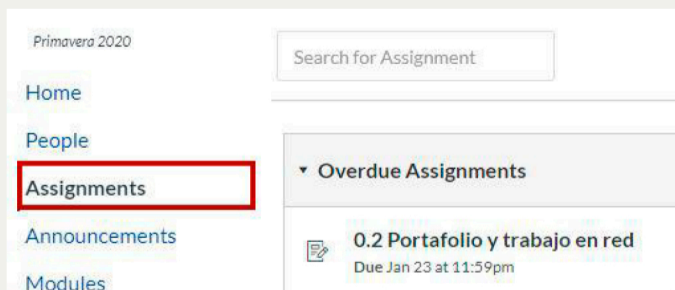
HOW TO USE THE CALENDAR

The calendar is an excellent way to see everything that you have to do for your courses in one place. You can see the calendar of events listed by day, week, month or agenda.



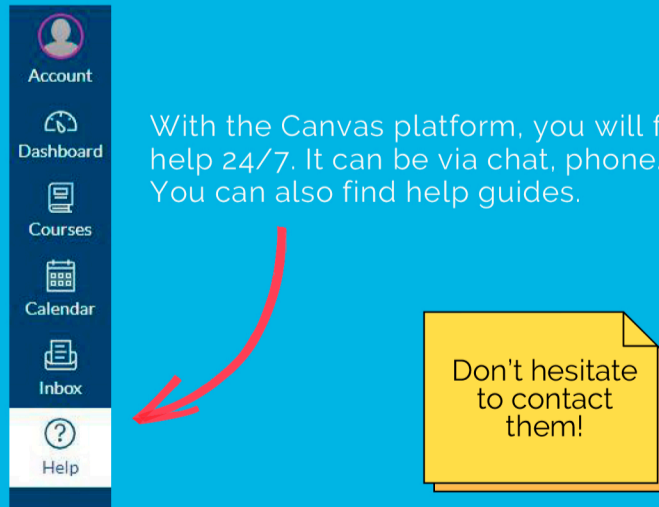
HOW CAN I SEE ASSIGNMENTS?

You will find them on the menu on your left



WHAT TO DO IF YOU NEED HELP

With the Canvas platform, you will find help 24/7. It can be via chat, phone. You can also find help guides.



WHAT DO I DO IF I CAN'T FIND A COURSE?

Don't worry! Look for your coordinator and you can send an email to asesoriaenred@iteso.mx.



ITESO, Universidad Jesuita de Guadalajara

